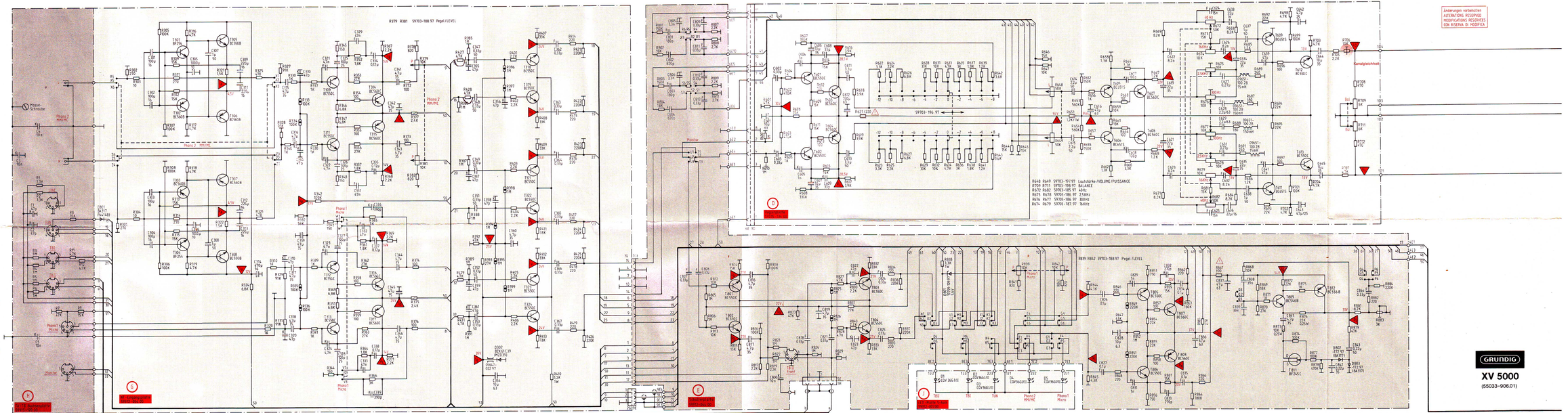
TR1 TR1 FRONT TR1
1 = Aufnahme Mono, Aufnahme Stereo links
2 = Masse
3 = Wiedergabe Mono, Wiedergabe Stereo links
4 = Aufnahme Stereo rechts
5 = Wiedergabe Stereo rechts
TR1 TR1 FRONT TR1
1 = RECORDING MONO, RECORDING LH STEREO
2 = CHASSIS
3 = PLAYBACK MONO, PLAYBACK LH STEREO
4 = RECORDING RH STEREO
5 = PLAYBACK RH STEREO
MAG1 MAG1 AVANT, MAG1
1 = ENR MONO, ENR STEREO CANAL GAUCHE
2 = MASSE
3 = LECTURE MONO, LECTURE STEREO CANAL GAUCHE
4 = ENREGISTREMENT STEREO CANAL DROIT
5 = LECTURE STEREO CANAL DROIT
TR1 TR1 ANTERIORE TR1
1 = PRESA MONO, PRESA STEREO SINISTRO
2 = MASSA
3 = RIP MONO, RIP STEREO SINISTRO
4 = PRESA STEREO DESTRO
5 = RIPRODUZIONE STEREO DESTRO
LINE-UNIVERSAL Ausgang
2 = Masse/CHASSIS/MASSE/MASSA
3 = TB-Aufnahme Stereo links
TB-RECORDING LH STEREO
MAG-ENR STEREO CANAL GAUCHE
TB-PRESA STEREO SINISTRO
5 = TB-Aufnahme Stereo rechts
TB-RECORDING RH STEREO
MAG-ENR STEREO CANAL DROIT
TB-PRESA STEREO DESTRO
MONITOR TUNING, Phono1 Micro
2 = Masse/CHASSIS/MASSE/MASSA
3 = Stereo links/STEREO LH CHANNEL
STEREO CANAL GAUCHE/STEREO SINISTRO
5 = Stereo rechts/STEREO RH CHANNEL
STEREO CANAL DROIT/STEREO DESTRO
Spannungen mit Grundig-Voltmeter (Ri = 10MΩ) falls nicht anders angegeben gegen Masse gemessen Meßwerte gelten bei 220V~ Netzspannung und in nichtverwarmtem Zustand ohne Signal bei 20°C Raumtemperatur und zugeschraubtem Lautsprecherkorpus Sämtliche Spannungen über Netzwiderstand Messen
NOT OTHERWISE INDICATED ALL VOLTAGES ARE MEASURED AGAINST CHASSIS WITH A GRUNDIG VOLTMETER (Ri = 10MΩ) THE VALUES ARE VALID FOR 220V~ AC MAINS VOLTAGE. NOT WARMED UP ON WAVEBANDS. NO SIGNAL APPLIED 20°C AMBIENT TEMPERATURE AND CLOSED VOLUME CNTROL ALL VOLTAGES MUST BE MEASURED VIA SEPARATING RESISTOR
AUX INDICATION CONTRAIRE LES TENSIONS SONT MESURES AU RAPPORT AU CHASSIS AVEC UN VOLTMETRE GRUNDIG (Ri = 10MΩ) LES VALEURS SONT VALABLES POUR UNE TENSION ACTEUR DE 220V~ LA L'APPAREIL EN ETAT NON-ECHAUFFE. SANS LES GAMMES D'ONDES SANS SIGNAL TEMPERATURE AMBIANTE DE 20°C ET REGLAGE DE PUISSANCE FERME LES TENSIONS SONT A MESURER A TRAVERS UNE RESISTANCE DE SEPARATION
TENSIONI MISURATE CON VOLTMETRO GRUNDIG (Ri = 10MΩ) SALVO CHE INDICAZIONI DIFFERITE A MASSA I VALORI DI MISURA RIFERIRSI CON TENSIONE DI RETE DI 220V~ E RILEVATI A RIPOSO SU GAMA SEGNALE CON TEMPERATURA AMBIENTALE A 20°C E COL REGOLATORE DI VOLUME A ZERO TUTTE LE TENSIONI SONO MISURATE MEDIANTE UNA RESISTENZA DI SEPARAZIONE
R379 R381 59703-188.97 Pegel/LEVEL
Phono 2 MM/MC
Phono 1 Micro
Phono 2 Micro
Monitor
Masse-Gehäuse
59703-196.97
8648 8649 59703-197.97 Lautstärke/VOLUME/PUISSANCE
8709 8711 59703-198.97 BALANCE
8672 8682 59703-185.97 60Hz
8675 8678 59703-186.97 2.5KHz
8676 8677 59703-186.97 300Hz
8674 8679 59703-187.97 9.6KHz
Tonabgleichkopf
R839 8842 59703-188.97 Pegel/LEVEL
Änderungen vorbehalten
ALTERATIONS RESERVED
MODIFICATIONS RESERVEES
CON RISERVA DI MODIFICA
GRUNDIG
XV 5000
(55033-906.01)
0709795t 22537 55033-942.00

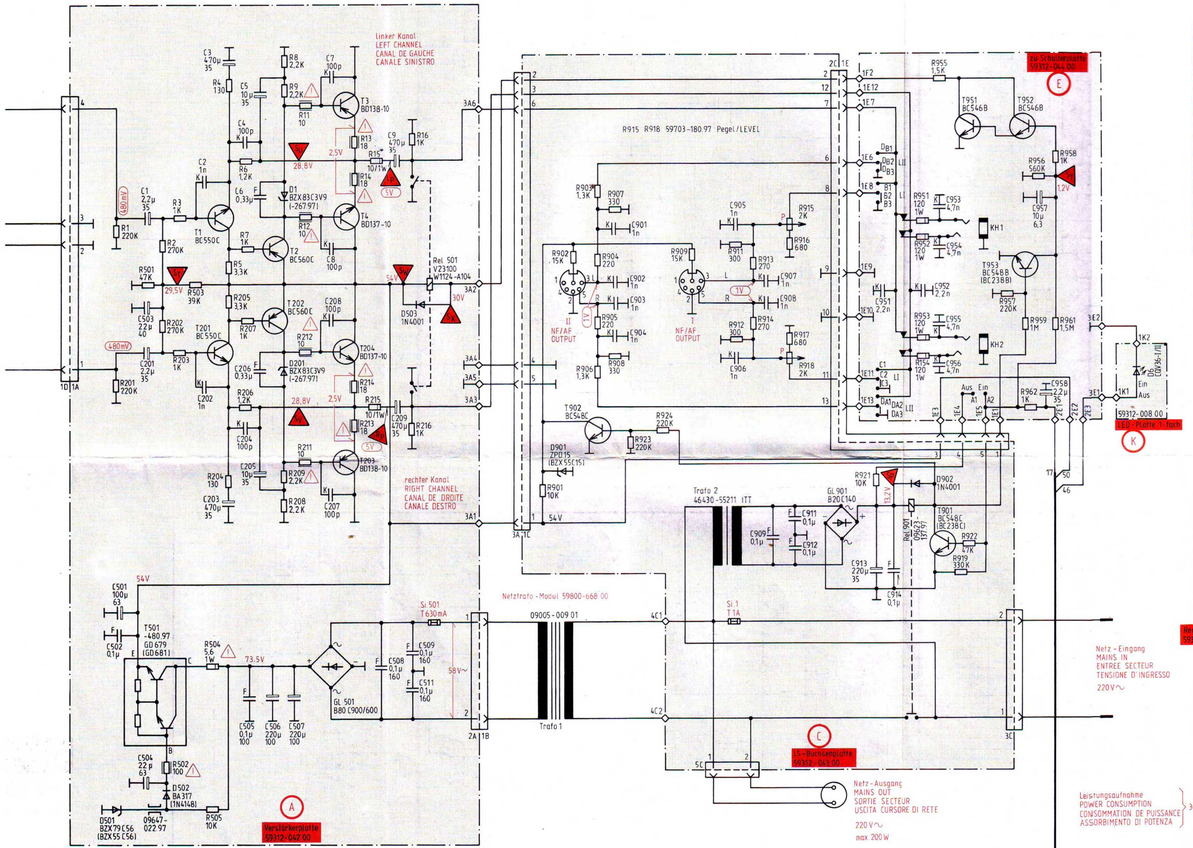

NF-Spannungen mit Grundig-Millivoltmeter (Ri=1MΩ//50pF) gegen Masse gemessen. Meßwerte gelten für Eingangsspannungen von 500mV an TBI und 5mV an Phono1 Micro mit jeweils 1000Hz. Das Gerät befindet sich in folgendem Betriebszustand: TBI „Ein"; Lautstärkeregler auf, je 2+1V, Klang- und Balanceregler in mechanischer Mittelstellung; Monitorschalter „Aus".

AF VOLTAGES ARE MEASURED AGAINST CHASSIS WITH A GRUNDIG MILLIVOLTMETER (Ri=1MΩ// 50PF). MEASURING VALUES ARE VALID FOR INPUT VOLTAGES OF 500mV ON TBI AND 5mV ON PHONO1 MICRO, EACH WITH 1000Hz. THE SET IS IN THE FOLLOWING OPERATING MODE: TBI "ON"; VOLUME CONTROL OPEN, 2+1V, TONE CONTROLS AND BALANCE CONTROL IN MECHANICAL CENTRE POSITION, MONITOR SWITCH "OFF".

TENSIONS BF MESUREES PAR RAPPORT A CHASSIS AVEC UN MILLIVOLTMETRE GRUNDIG (Ri=1MΩ// 50PF). LES VALEURS MESUREES SONT VALABLES POUR DES TENSIONS D'ENTREE DE 500mV SUR TBI (MAGNETOPHONE) ET DE 5mV SUR PHONO 1 MICRO A 1000Hz. L'APPAREIL SE TROUVE DANS LE MODE DE FONCTIONNEMENT SUIVANT: (MAGNETOPHONE) TBI MARCHE, REGLAGE DE VOLUME OUVERT, 2+1V, REGLAGES DE TONALITE, ET DE BALANCE EN POSITION MEDIANE MECANIQUE, COMMANDE MONITOR HORS SERVICE.

TENSIONI: BF MISURATE CON IL MILLIVOLTMETRO GRUNDIG (Ri=1MΩ// 50PF) VERSO MASSA I VALORI MISURATI VALGONO PER TENSIONI D'INGRESSO DI 500mV SU TBI E DI 5mV SU PHONO1 MICRO, CON RISPETTIVAMENTE 1000Hz. L'APPARECCHIO E REGOLATO COME SEGUE: TBI INSERITO, REGOLAZIONE VOLUME PER RISP. TE 2 PER 1V, REGOLATORI DI TONO E DI BILANCIA= MENTO IN POSIZIONE MECCANICA CENTRALE, INTERRUTORE MONITOR DISINSERITO.

Änderungen vorbehalten
ALTERATIONS RESERVED
MODIFICATIONS RESERVEES
CON RISERVA DI MODIFICA

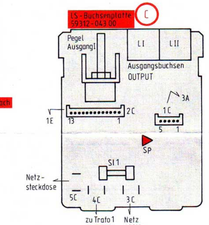

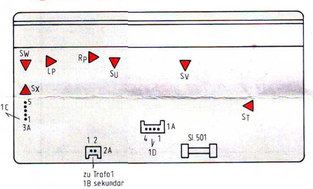

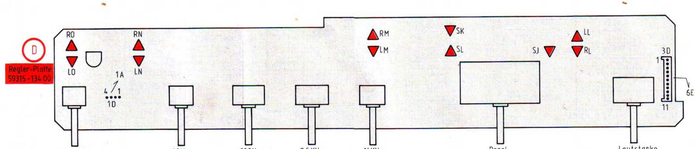

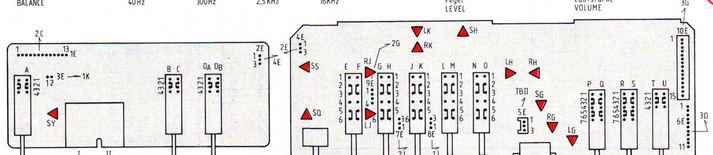

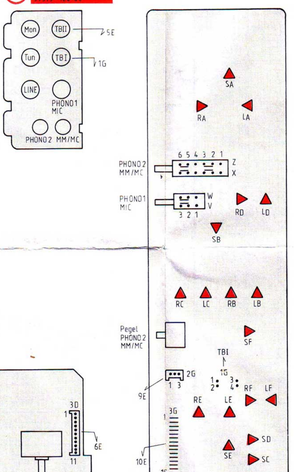

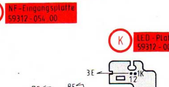

501, 502, 1, 504, 503, 201, 2, 202, 3, 203, 4, 204, 5, 205, 506, 505, 6, 507, 7, 208, 8, 207, 508, 9, 209, 509, 511, 901, 904, 902, 903, 905, 906, 907, 908, 909, 911, 912, 913, 951, 914, 952, 953, 956, 954, 955, 957, 958,	C
1, 201, 501, 2, 202, 3, 203, 502, 503, 504, 505, 4, 204, 5, 205, 6, 207, 206, 7, 208, 8, 209, 9, 11, 211, 12, 212, 13, 213, 214, 14, 15, 215, 16, 216, 901, 902, 903, 904, 906, 907, 905, 908, 923, 924, 909, 911, 912, 913, 914, 915, 916, 917, 918, 921, 951, 954, 952, 955, 953, 919, 922, 957, 959, 956, 958, 962, 961,	R

Elko
Folie
Keramik

0207 DIN
0207 DIN Rauscharm
0411 DIN
schwer entflammbar
Metallschicht
Metalloxydschicht

Gleichrichter
B 20 C 140
B 80 C 900/600 B 2812
(SKB 1/04 B 80 C 900/600)

Dioden
BA 181 9654-172.97
(BA 317, BA 318, 1N4148)

Z-Dioden
5,6V 19799-109.97
39V 19799-139.91
15V 19799-115.95

Transistoren

BC 546
BC 238
BC 548
BC 550
BC 556
BC 560-
BF 254
BC 651
BF 245
GD 679 -480.97
(GD 681)
BD 137
BD 138

Ersatztypen in Klammer ( )
INTERCH TYPES IN BRACKETS ( )
TYPES DE RECHANGE EN PARENTH ( )
TIPI DI RICAMBI IN ( )

Vornummern für Dioden und Transistoren
INDEX NUMBER FOR DIODES AND TRANSISTORS
CHIFFRES REFERES POUR DIODES ET TRANSISTORS
SIGLA PER DIODI E TRANSISTORS
09654-

GRUNDIG

XV 5000

(55033-906.01)

Ersatzteilliste (Auszug)

Gehäuse
bronce-metallic-hell

1	*55026-014.01		Gehäuse-Oberteil
2	*55026-016.01		Lüftungsgitter
3	*55033-101.01		Rückwand kpl.
4	*55033-065.01		Frontblende kpl.
4.1	*50025-023.00		Diodenführung
4.2	*55023-040.01	6x	Kipphebelführung
4.3	*50025-018.00	5x	Führungsteil

Gehäuse
monacobraun-metallic

1	*55026-014.02		Gehäuse-Oberteil
2	*55026-016.03		Lüftungsgitter
3	*55033-101.01		Rückwand kpl.
4	*55033-065.02		Frontblende kpl.
4.1	50025-023.00		Diodenführung
4.2	55023-040.01	6x	Kipphebelführung
4.3	50025-018.00	5x	Führungsteil

ab Pos. 5 sind beide Farbausführungen gleich:

5	09670-929.01	3x	Drehknopf,groß
6	*09670-942.01	4x	Drehknopf, Unterteil
7	*09670-941.01	4x	Drehknopf, Oberteil
8	09616-943.01	6x	Kipphebelknopf
9	09626-882.01		Verbindungskabel kpl. (392)

CHASSIS
(50035-501.00)

15	55023-034.01	4x	Fuß
16	55023-035.00	4x	Fußeinsatz
17	09666-976.00	3x	Abstandsstück
18	09666-993.97	3x	Distanzstück
20	09670-931.01	5x	Knopf
21	09666-613.00		Netzkabel-Zugentlastung
23	09690-358.09		Netzleitung
24	09005-009.01		NETZTRAFO
25	59312-042.00		VERSTÄRKERPLATTE
25.1	8312-001-524		Relais V 23100
25.2	09621-113.02		Sicherungshalter
25.3	09667-022.00		Knickschutz

T 1	8302-200-554	BC 550 C
T 2	8302-202-567	BC 560 C
T 3	8302-210-156	BD 137/138-10
T 4	8302-210-156	BD 137/138-10
T 201	8302-200-554	BC 550 C
T 202	8302-202-567	BC 560 C
T 203	8302-210-156	BD 137/138-10
T 204	8302-210-156	BD 137/138-10
T 501	8302-412-679	GD 679

D 1	8309-701-031	BZX 83/C3/V9
D 201	8309-701-031	BZX 83/C3/V9
D 501	8309-701-096	BZX 79/C56
D 502	8309-201-055	BA 317
D 503	8309-215-021	1N 4001
G1 501	8308-536-003	B80/C900/600



R 11	8700-229-025	B 0207 NB/10Ω
R 12	8700-229-025	B 0207 NB/10Ω
R 13	8700-229-051	B 0207 NB/18Ω
R 14	8700-229-051	B 0207 NB/18Ω
R 15	8705-227-025	0411/10Ω/5%
R 21	8700-229-025	B 0207 NB/10Ω
R 212	8700-229-025	B 0207 NB/10Ω
R 213	8700-229-051	B 0207 NB/18Ω
R 214	8700-229-051	B 0207 NB/18Ω
R 215	8705-227-025	0411/10Ω/5%
R 502	8700-229-049	B 0207 NB/100Ω
R 504	8705-211-019	0411/5,8Ω/5%

Netz-Baustein
(50035-502.00)

30	59312-043.00		LS-BUCHSENPLATTE
30.1	09623-093.97	2x	Mikrofonbuchse 6-pol.
30.2	09621-113.02	2x	Sicherungshalter
30.3	09623-137.97		Relais

T 901	8302-200-548	BC 548 C

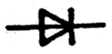

D 901	8309-707-555	ZPD 15
D 902	8309-215-021	1N 4001
G1 901	8308-111-140	B20/C140

R 915/918	59703-180.97	2x2KΩ

35	59312-044.00		SCHALTERPLATTE
35.1	09621-031.97		Stereo-Kopfhörerbuchse
35.2	50002-052.00		Sicherungsfeder
35.3	09667-020.00	4x	Knickschutz
35.5	09626-875.97		Diodenbuchse 5-pol.
35.7	59400-235.97		Schalterleiste
35.8	59500-064.97		Kippschalter 2-pol.
35.9	59500-065.97		Kippschalter 4-pol.

37	59312-007.00	LED-PLATTE 1-fach
39	59312-008.00	LED-PLATTE 5-fach

T 801	8302-200-554	BC 550 C
T 802	8302-200-554	BC 550 C
T 803	8302-200-554	BC 550 C
T 804	8302-200-554	BC 550 C
T 805	8302-200-554	BC 550 C
T 806	8302-200-554	BC 550 C
T 807	8302-202-567	BC 560 C
T 808	8302-202-567	BC 560 C
T 809	8302-200-542	BC 546 B
T 811	*8302-220-245	BF 245 C
T 812	*8302-201-557	BC 556 B
T 951	8302-200-542	BC 546 B
T 952	8302-200-542	BC 546 B
T 953	8302-202-543	BC 548 B

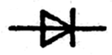

D 1	8309-917-536	CQV 36 G
D 2	8309-917-536	CQV 36 G
D 3	8309-917-536	CQV 36 G
D 4	8309-917-536	CQV 36 G
D 5	8309-917-536	CQV 36 G
D 6	*8309-917-036	CQV 36 I/II
D 801	8309-715-008	ZPD 5,6
D 802	8309-201-055	BA 317
D 803	8309-201-055	BA 317



R 838	8705-227-285	0411/3,3KΩ/10%
R 873	8765-197-097	MSW 0207/10KΩ
R 876	8765-197-105	MSW 0207/22KΩ
R 951	8705-227-051	MOW 0411/120Ω/5%
R 952	8705-227-051	MOW 0411/120Ω/5%
R 953	8705-227-051	MOW 0411/120Ω/5%
R 954	8705-227-051	MOW 0411/120Ω/5%

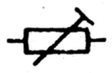

R 883	8790-009-010	1KΩ

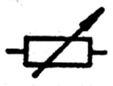

R 839/842	59703-188.97	2x10KΩ/Pegel

45	59315-134.00		REGLERPLATTE
45.1	59703-182.97		Drehschalter
45.2	8140-525-664	2x	Ferritdrossel 150µH
45.3	8140-525-663	2x	Ferritdrossel 15µH

T 601	8302-200-554	BC 550 C
T 602	8302-200-554	BC 550 C
T 603	8302-202-567	BC 560 C
T 604	8302-202-567	BC 560 C
T 605	8302-200-651	BC 651 S
T 606	8302-200-651	BC 651 S
T 607	8302-202-567	BC 560 C
T 608	8302-202-567	BC 560 C
T 609	8302-200-651	BC 651 S
T 610	8302-200-651	BC 651 S
T 612	8302-200-554	BC 550 C
T 613	8302-200-554	BC 550 C

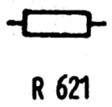

R 621	8700-229-057	B 0207 NB/220Ω

R 709/711	59703-184.97	2x6KΩ/Balance
R 682/672	59703-185.97	2x50KΩ/Lautstärke
R 675/678	59703-186.97	2x10KΩ/Mitte
R 676/677	59703-186.97	2x10KΩ/Mitte
R 674/679	59703-187.97	2x10KΩ/Höhe

NF-Eingangsplatte
(59312-006.00)

50	59400-236.97	Schalterleiste 2-fach
50.1	09647-022.97	Ferritperle

T 301	8302-220-005	BF 254
T 302	8302-200-562	BC 560 B
T 303	8302-200-562	BC 560 B
T 304	8302-220-005	BF 254
T 305	8302-200-552	BC 550 B
T 306	8302-200-562	BC 560 B
T 307	8302-200-562	BC 560 B
T 308	8302-200-552	BC 550 B
T 309	8302-200-554	BC 550 C
T 311	8302-200-554	BC 550 C
T 312	8302-200-554	BC 550 C
T 313	8302-200-554	BC 550 C
T 314	8302-202-567	BC 560 C
T 315	8302-202-567	BC 560 C
T 316	8302-202-567	BC 560 C
T 317	8302-202-567	BC 560 C
T 318	8302-200-554	BC 550 C
T 319	8302-200-554	BC 550 C
T 321	8302-200-554	BC 550 C
T 322	8302-200-554	BC 550 C
T 323	8302-200-554	BC 550 C
T 324	8302-200-554	BC 550 C

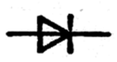

D 301	8309-201-055	BA 317
D 302	*19799-139.91	BZW 22/C39

C 305	8415-166-564	1000µF/10V
C 306	8415-166-564	1000µF/10V



R 413	8705-227-075	0411/1,2KΩ/5%

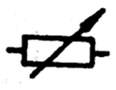

R 379/381	59703-188.97	2x10KΩ/Pegel

55	59315-120.00		TA-TB-BUCHSENPLATTE
55.1	09623-193.97	2x	Clinch-Buchse
55.2	09622-388.02	4x	Zwergsteckdose
55.3	09622-793.00	2x	Zwergsteckdose 6-pol.